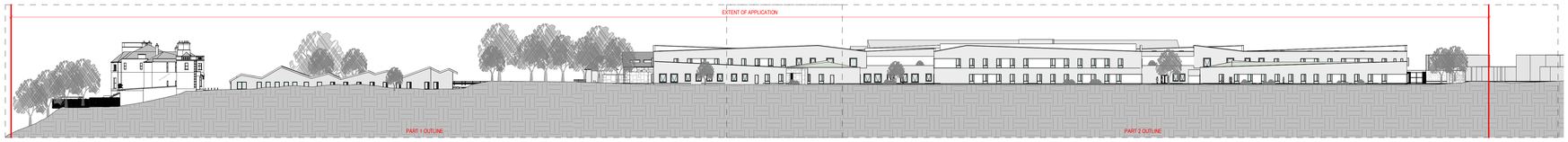

1 / 1006 Proposed - Contiguous Elevation A-A
Scale: 1 : 500

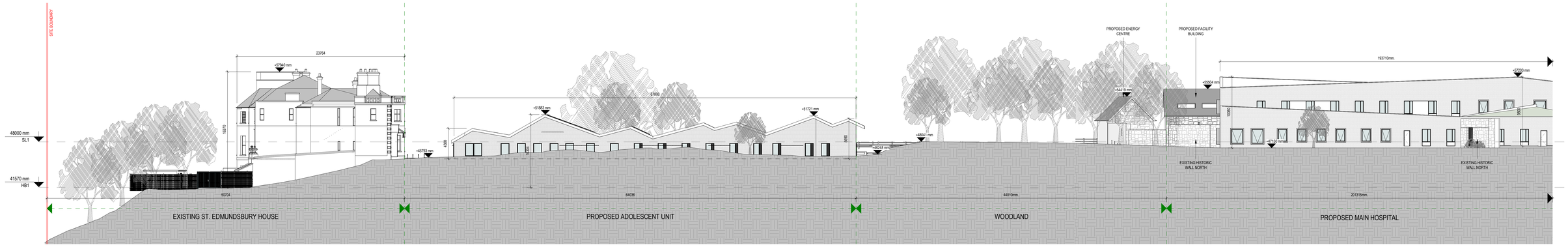

3 / 1006 Proposed - Contiguous Elevation A-A - Part 1
Scale: 1 : 200

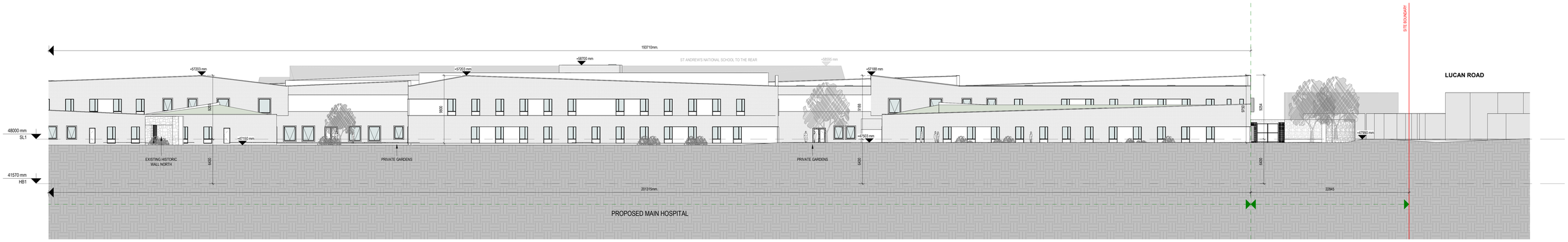

5 / 1006 Proposed - Contiguous Elevation A-A - Part 2
Scale: 1 : 200

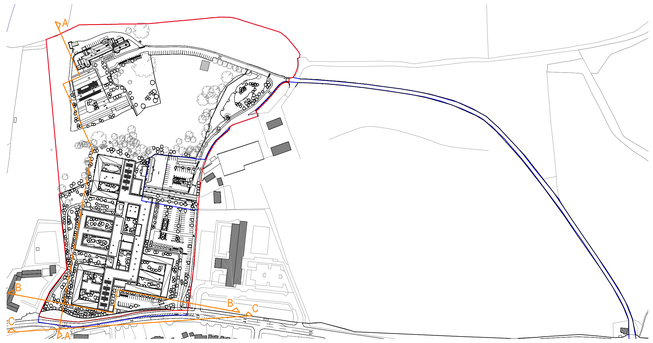

COPYRIGHT:

The design and details shown on this drawing are applicable to The Named Project only and may not be: reproduced, modified or relayed in whole or part or be used for any other project or purpose without the prior written permission of TOT Architects with whom copyright resides.

DO NOT SCALE this drawing. Use figured dimensions only. The Contractor is responsible for checking all levels and dimensions on site prior to commencement of works. Any discrepancies are to be referred to the ARCHITECT.

Drawings to be read in conjunction with all other Consultants Drawings & Specifications were relevant. Proprietary items shall be fixed in strict accordance with the Manufacturer's Instructions. Sizes of proprietary items shall be checked with Manufacturer.

REVISIONS:

DATE	REV	BY	DESCRIPTION
17/04/26	0	LC	ISSUED FOR PLANNING

TOT ARCHITECTS

REGISTERED OFFICE
49 Upper Mount Street
Dublin 2, D02 FR85, Ireland

T +353 1 705 7800
W www.totarch.ie
E info@totarch.ie

CLIENT:	DRAWN:	CHECKED:	APPROVED:	DATE:
SPUH	JF	LC	DS	17/04/2026
PROJECT: St Edmundsbury Hospital Lucan	JOB NUMBER: 20-77	SHEET SIZE: A0 L	SCALE: As indicated	
PROJECT STAGE: Planning	INFORMATION CONTAINER IDENTIFICATION: SPMHS - SE - ZZZ - DR - TOT - AR - 1006			
DRAWING TITLE: Proposed - Site Contiguous Elevation A-A	ACCEPTANCE CODE: S		PURPOSE CODE: P3	REVISION: 0

Date Plotted: 17/04/2026 07:54:46